

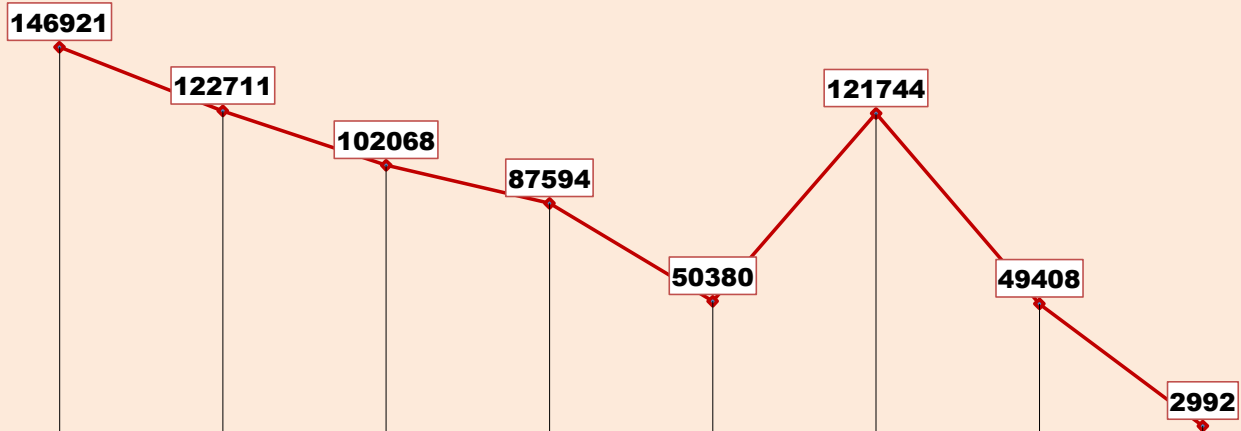


# ग्रामीण गृहनिर्माण

दैनिक प्रगती अहवाल : २९.०९.२०२३

प्रधानमंत्री आवास योजना ग्रामीण – मंजूरी, पूर्ण घरकुले, हप्ते वितरण, भूमिहीन, आर्थिकदृष्ट्या अपूर्ण  
राज्य पुरस्कृत ग्रामीण आवास योजना – मंजूरी, पूर्ण घरकुले, हप्ते वितरण, आर्थिकदृष्ट्या अपूर्ण

योजना	एकूण मंजूरी	दैनिक मंजूरी	एकूण पूर्ण	दैनिक पूर्ण घरकुले	दैनिक पहिला हप्ता वितरित	दैनिक दुसरा हप्ता वितरित	दैनिक तिसरा हप्ता वितरित
प्रधानमंत्री आवास योजना ग्रामीण	१३८७८३६	०	११८३४९०	१७८	६३	१८२	३३३
राज्य योजना	६२५६२१	३२१	४४४५११	१७१	४३२	५४१	५७३
एकूण	२०१३४५७	३२१	१६२८००१	३४९	४९५	७२३	९०६



पहिला हप्ता मिळाल्यानंतर ३ महिने उलटूनही अपूर्ण घरकुले

पहिला हप्ता मिळाल्यानंतर ६ महिने उलटूनही अपूर्ण घरकुले

पहिला हप्ता मिळाल्यानंतर ९ महिने उलटूनही अपूर्ण घरकुले

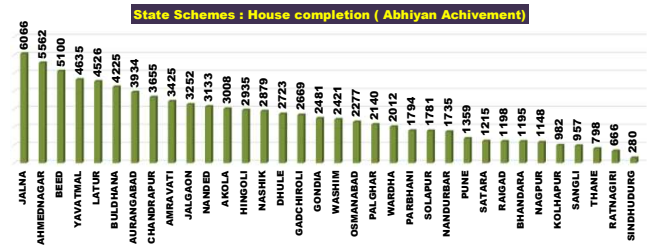
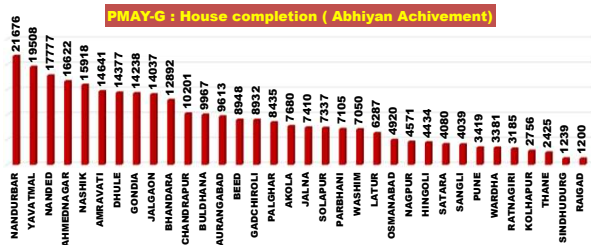
पहिला हप्ता मिळाल्यानंतर १२ महिने उलटूनही अपूर्ण घरकुले

पहिला हप्ता मिळाल्यानंतर १८ महिने उलटूनही अपूर्ण घरकुले

पहिला हप्ता मिळाल्यानंतर १० दिवसानंतरही दुसरा हप्ता न मिळालेली घरकुले

दुसरा हप्ता मिळाल्यानंतर १० दिवसानंतरही तिसरा हप्ता न मिळालेली घरकुले

तिसरा हप्ता मिळाल्यानंतर १० दिवसानंतरही अपूर्ण घरांची संख्या



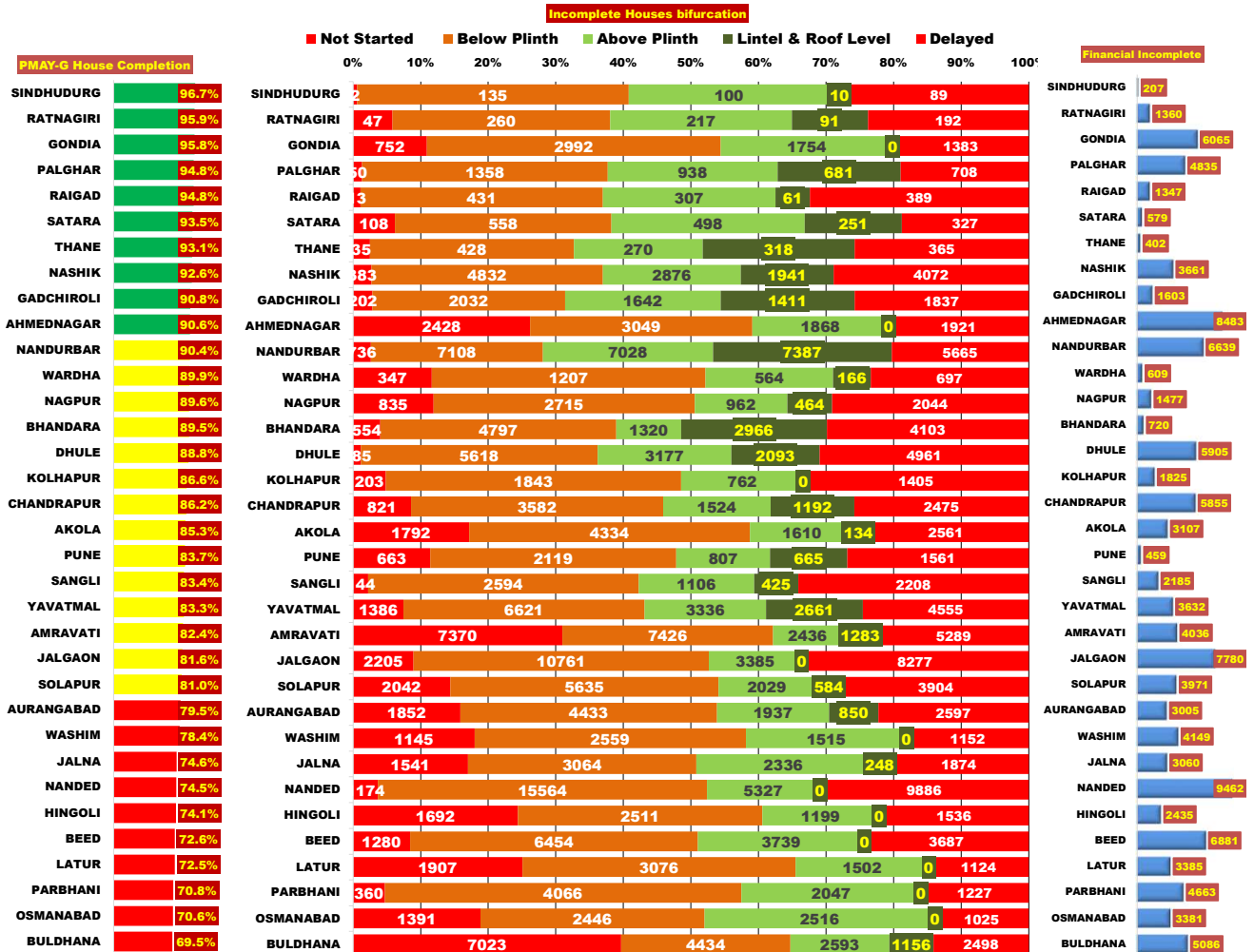
राज्य व्यवस्थापन कक्ष- ग्रामीण गृहनिर्माण  
४ था मजला, दक्षिण कक्ष, सिडको भवन, सीबीडी बेलापूर, नवी मुंबई - ४०० ६१४.

प्रधानमंत्री आवास योजना - ग्रामीण : भूमिहीन लाभार्थी अहवाल

Sr. No.	District	Google Sheet Report			AwaasSoft Report			
		Total Landless	Provided land	Remaining	Landless beneficiaries tagged in AwaasSoft	Landless beneficiaries provided land	Remaining Landless	Remaining Tag (provided land)
1	DHULE	18	18	0	18	18	0	0
2	GADCHIROLI	9	9	0	9	9	0	0
3	GONDIA	2450	2450	0	2452	2324	128	126
4	KOLHAPUR	257	257	0	246	228	18	29
5	NANDURBAR	0	0	0	0	0	0	0
6	PALGHAR	11	11	0	11	11	0	0
7	RAIGAD	6	6	0	6	6	0	0
8	RATNAGIRI	23	23	0	23	23	0	0
9	SINDHUDURG	420	420	0	416	416	0	4
10	THANE	112	81	31	118	60	58	21
11	NANDED	354	322	32	361	263	98	59
12	SATARA	794	744	50	799	617	182	127
13	BEED	212	125	87	356	66	290	59
14	SANGLI	310	216	94	308	142	166	74
15	NASHIK	1699	1501	198	1678	1162	516	339
16	WARDHA	2116	1877	239	2240	1873	367	4
17	PARBHANI	307	63	244	290	54	236	9
18	PUNE	2057	1640	417	2052	867	1185	773
19	BHANDARA	4785	4323	462	4785	4434	351	-111
20	CHANDRAPUR	2400	1937	463	2488	1615	873	322
21	NAGPUR	4439	3839	600	4425	3565	860	274
22	HINGOLI	1713	796	917	1713	466	1247	330
23	JALNA	1359	406	953	1373	85	1288	321
24	LATUR	2178	1194	984	2258	818	1440	376
25	OSMANABAD	2090	1073	1017	2062	102	1960	971
26	JALGAON	22530	21460	1070	22563	20890	1673	570
27	WASHIM	2813	1685	1128	2731	1484	1247	201
28	YAVATMAL	3056	1848	1208	3159	1884	1275	-36
29	AKOLA	6766	5408	1358	6685	5328	1357	80
30	AURANGABAD	3266	1700	1566	3155	1805	1350	-105
31	SOLAPUR	5909	4150	1759	5600	3970	1630	180
32	AHMEDNAGAR	7557	5242	2315	7740	5146	2594	96
33	BULDHANA	15316	9450	5866	15662	9208	6454	242
34	AMRAVATI	20601	13786	6815	20276	13649	6627	137
	<b>Total</b>	<b>117933</b>	<b>88060</b>	<b>29873</b>	<b>118058</b>	<b>82588</b>	<b>35470</b>	<b>5724</b>

## प्रधानमंत्री आवास योजना ग्रामीण - पूर्ण घरकूले

Sr. No.	Division	Sanction	28.09.2023	29.09.2023	Daily Achivement	Remaining	Completed & verified	Remaining verified
1	<b>AURANGABAD DIV.</b>	<b>234339</b>	<b>173971</b>	<b>174055</b>	<b>84</b>	<b>60284</b>	<b>164842</b>	<b>9213</b>
2	<b>AMRAVATI DIV.</b>	<b>267684</b>	<b>215965</b>	<b>216003</b>	<b>38</b>	<b>51681</b>	<b>207399</b>	<b>8604</b>
3	<b>NAGPUR DIV.</b>	<b>287345</b>	<b>262321</b>	<b>262343</b>	<b>22</b>	<b>25002</b>	<b>253424</b>	<b>8919</b>
4	<b>KONKAN DIV.</b>	<b>69448</b>	<b>65879</b>	<b>65892</b>	<b>13</b>	<b>3556</b>	<b>63696</b>	<b>2196</b>
5	<b>PUNE DIV.</b>	<b>117624</b>	<b>99042</b>	<b>99053</b>	<b>11</b>	<b>18571</b>	<b>94775</b>	<b>4278</b>
6	<b>NASHIK DIV.</b>	<b>411396</b>	<b>366134</b>	<b>366144</b>	<b>10</b>	<b>45252</b>	<b>345317</b>	<b>20827</b>
<b>Total</b>		<b>1387836</b>	<b>1183312</b>	<b>1183490</b>	<b>178</b>	<b>204346</b>	<b>1129453</b>	<b>54037</b>



प्रधानमंत्री आवास योजना ग्रामीण - पूर्ण घरकूले

Sr. No.	District	Sanction	28.09.2023	29.09.2023	Daily Achivement	Remaining	Completed & verified	Remaining verified
1	LATUR	20368	14736	14761	25	5607	14312	449
2	AMRAVATI	92573	76246	76266	20	16307	74058	2208
3	PARBHANI	18764	13261	13278	17	5486	12752	526
4	NANDED	68546	51071	51087	16	17459	48984	2103
5	BEED	34670	25162	25176	14	9494	23540	1636
6	BHANDARA	63560	56891	56904	13	6656	53923	2981
7	PALGHAR	35188	33353	33366	13	1822	32161	1205
8	YAVATMAL	63547	52906	52916	10	10631	49543	3373
9	SOLAPUR	45971	37238	37245	7	8726	35681	1564
10	AURANGABAD	36139	28739	28745	6	7394	27067	1678
11	BULDHANA	44583	30983	30988	5	13595	29377	1611
12	JALGAON	78338	63950	63955	5	14383	62093	1862
13	CHANDRAPUR	42393	36536	36540	4	5853	35274	1266
14	HINGOLI	18083	13388	13392	4	4691	12879	513
15	SANGLI	21002	17502	17506	4	3496	16733	773
16	DHULE	64634	57369	57372	3	7262	53561	3811
17	NAGPUR	36241	32461	32464	3	3777	31265	1199
18	AHMEDNAGAR	60376	54700	54702	2	5674	53906	796
19	JALNA	24021	17914	17916	2	6105	16832	1084
20	WASHIM	19194	15054	15056	2	4138	14504	552
21	AKOLA	47787	40776	40777	1	7010	39917	860
22	GADCHIROLI	31610	28698	28699	1	2911	26323	2376
23	WARDHA	17701	15919	15920	1	1781	15417	503
24	GONDIA	95840	91816	91816	0	4024	91222	594
25	KOLHAPUR	17105	14818	14818	0	2287	14484	334
26	NANDURBAR	118756	107406	107406	0	11350	96497	10909
27	NASHIK	89292	82709	82709	0	6583	79260	3449
28	OSMANABAD	13748	9700	9700	0	4048	8476	1224
29	PUNE	19152	16029	16029	0	3123	14898	1131
30	RAIGAD	9819	9310	9310	0	509	9007	303
31	RATNAGIRI	9786	9389	9389	0	397	9171	218
32	SATARA	14394	13455	13455	0	939	12979	476
33	SINDHUDURG	5083	4916	4916	0	167	4836	80
34	THANE	9572	8911	8911	0	661	8521	390
<b>Total</b>		<b>1387836</b>	<b>1183312</b>	<b>1183490</b>	<b>178</b>	<b>204346</b>	<b>1129453</b>	<b>54037</b>

राज्यपुरस्कृत आवास योजना ग्रामीण - मंजूरी

Sr. No.	Division	Target	28.09.2023	29.09.2023	Daily Achivement	Sanction %	Remaining	Sanction State Rank
1	AMRAVATI DIV.	157836	105797	105927	130	67.1%	51909	4
2	AURANGABAD DIV.	273099	181195	181300	105	66.4%	91799	6
3	NASHIK DIV.	207158	123017	123087	70	59.4%	84071	5
4	NAGPUR DIV.	164085	114945	114961	16	70.1%	49124	3
5	KONKAN DIV.	44680	35587	35587	0	79.6%	9093	1
6	PUNE DIV.	79408	64760	64759	0	81.6%	14649	2
	<b>Total</b>	<b>926266</b>	<b>625301</b>	<b>625621</b>	<b>321</b>	<b>67.5%</b>	<b>300645</b>	

Sr. No.	District	Target	28.09.2023	29.09.2023	Daily Achivement	Sanction %	Remaining	Sanction State Rank
1	BULDHANA	28967	20795	20925	130	72.2%	8042	19
2	OSMANABAD	24016	18274	18379	105	76.5%	5637	17
3	NANDURBAR	51420	16625	16695	70	32.5%	34725	34
4	NAGPUR	33291	18728	18741	13	56.3%	14550	29
5	CHANDRAPUR	54555	35866	35869	3	65.7%	18686	31
6	AHMEDNAGAR	39938	34897	34897	0	87.4%	5041	14
7	AKOLA	34781	20246	20246	0	58.2%	14535	28
8	AMRAVATI	36242	22867	22867	0	63.1%	13375	27
9	AURANGABAD	36954	25616	25616	0	69.3%	11338	25
10	BEED	33057	26176	26176	0	79.2%	6881	18
11	BHANDARA	22211	16829	16829	0	75.8%	5382	16
12	DHULE	31453	20275	20275	0	64.5%	11178	24
13	GADCHIROLI	20609	16313	16313	0	79.2%	4296	10
14	GONDIA	18712	13864	13864	0	74.1%	4848	13
15	HINGOLI	38798	23068	23068	0	59.5%	15730	30
16	JALGAON	34417	25805	25805	0	75.0%	8612	20
17	JALNA	41057	20076	20076	0	48.9%	20981	32
18	KOLHAPUR	16830	12905	12905	0	76.7%	3925	8
19	LATUR	35747	26761	26761	0	74.9%	8986	21
20	NANDED	34410	22357	22357	0	65.0%	12053	26
21	NASHIK	49930	25415	25415	0	50.9%	24515	33
22	PALGHAR	16073	11748	11748	0	73.1%	4325	11
23	PARBHANI	29060	18867	18867	0	64.9%	10193	22
24	PUNE	17336	13242	13242	0	76.4%	4094	9
25	RAIGAD	10569	8834	8834	0	83.6%	1735	6
26	RATNAGIRI	7197	6690	6690	0	93.0%	507	3
27	SANGLI	10132	8604	8604	0	84.9%	1528	5
28	SINDHUDURG	2267	2110	2110	0	93.1%	157	2
29	SOLAPUR	23578	18495	18495	0	78.4%	5083	15
30	THANE	8574	6205	6205	0	72.4%	2369	7
31	WARDHA	14707	13345	13345	0	90.7%	1362	4
32	WASHIM	15866	11053	11053	0	69.7%	4813	12
33	YAVATMAL	41980	30836	30836	0	73.5%	11144	23
34	SATARA	11532	11514	11513	-1	99.8%	19	1
	<b>Total</b>	<b>926266</b>	<b>625301</b>	<b>625621</b>	<b>321</b>	<b>67.5%</b>	<b>300645</b>	

राज्यपुरस्कृत आवास योजना ग्रामीण - प्रलंबीत मंजूरी

Sr. No.	Division	रमाई आवास योजना	शबरी आवास योजना	आदीम आवास योजना	पारधी आवास योजना	य.च.मु.व योजना	पुण्यश्लोक अहिल्यादेवी होळकर घरकुल योजना	एकूण
1	KONKAN DIV.	1469	7574	25	3	22	0	9093
2	PUNE DIV.	10903	3507	4	55	20	160	14649
3	NAGPUR DIV.	27183	20289	86	2	1548	16	49124
4	AMRAVATI DIV.	31881	19025	136	9	813	45	51909
5	NASHIK DIV.	21440	62523	61	18	0	29	84071
6	AURANGABAD DIV.	60702	26704	238	26	3243	886	91799
	<b>Total</b>	<b>153578</b>	<b>139622</b>	<b>550</b>	<b>113</b>	<b>5646</b>	<b>1136</b>	<b>300645</b>

Sr. No.	District	रमाई आवास योजना	शबरी आवास योजना	आदीम आवास योजना	पारधी आवास योजना	य.च.मु.व योजना	पुण्यश्लोक अहिल्यादेवी होळकर घरकुल योजना	एकूण
1	SATARA	19	0	0	0	0	0	19
2	SINDHUDURG	127	14	16	0	0	0	157
3	RATNAGIRI	400	84	0	1	22	0	507
4	WARDHA	526	833	3	0	0	0	1362
5	SANGLI	1486	30	0	12	0	0	1528
6	RAIGAD	522	1211	0	2	0	0	1735
7	THANE	321	2042	6	0	0	0	2369
8	KOLHAPUR	3730	35	0	0	0	160	3925
9	PUNE	855	3201	4	14	20	0	4094
10	GADCHIROLI	1078	3192	26	0	0	0	4296
11	PALGHAR	99	4223	3	0	0	0	4325
12	WASHIM	3558	1217	0	0	0	38	4813
13	GONDIA	3247	1586	0	0	0	15	4848
14	AHMEDNAGAR	2653	2388	0	0	0	0	5041
15	SOLAPUR	4813	241	0	29	0	0	5083
16	BHANDARA	3871	1446	0	0	64	1	5382
17	OSMANABAD	4049	194	0	0	1394	0	5637
18	BEED	5577	1298	0	6	0	0	6881
19	BULDHANA	5765	2270	0	0	0	7	8042
20	JALGAON	3567	5014	0	2	0	29	8612
21	LATUR	7149	933	0	4	67	833	8986
22	PARBHANI	7664	2285	0	0	196	48	10193
23	YAVATMAL	5756	4601	136	1	650	0	11144
24	DHULE	3860	7318	0	0	0	0	11178
25	AURANGABAD	7153	4179	0	6	0	0	11338
26	NANDED	5194	6613	238	8	0	0	12053
27	AMRAVATI	5246	7959	0	7	163	0	13375
28	AKOLA	11556	2978	0	1	0	0	14535
29	NAGPUR	12086	2460	0	0	4	0	14550
30	HINGOLI	6950	8780	0	0	0	0	15730
31	CHANDRAPUR	6375	10772	57	2	1480	0	18686
32	JALNA	16966	2422	0	2	1586	5	20981
33	NASHIK	10413	14035	61	6	0	0	24515
34	NANDURBAR	947	33768	0	10	0	0	34725
	<b>Total</b>	<b>153578</b>	<b>139622</b>	<b>550</b>	<b>113</b>	<b>5646</b>	<b>1136</b>	<b>300645</b>

राज्यपुरस्कृत आवास योजना ग्रामीण - पूर्ण घरकूले

Sr. No.	Division	Sanction	28.09.2023	29.09.2023	Daily Achivement	Completion %	Remaining	To be Completed in Per Day till 30.11.23
1	AURANGABAD DIV.	181300	119805	119871	66	66.1%	61429	991
2	AMRAVATI DIV.	105927	73870	73912	42	69.8%	32015	516
3	NAGPUR DIV.	114961	75674	75705	31	65.9%	39256	633
4	NASHIK DIV.	123087	94181	94208	27	76.5%	28879	466
5	PUNE DIV.	64759	54356	54359	3	83.9%	10400	168
6	KONKAN DIV.	35587	26454	26456	2	74.3%	9131	147
	<b>Total</b>	<b>625621</b>	<b>444340</b>	<b>444511</b>	<b>171</b>	<b>71.1%</b>	<b>181110</b>	<b>2921</b>

Sr. No.	District	Sanction	28.09.2023	29.09.2023	Daily Achivement	Completion %	Remaining	To be Completed in Per Day till 30.11.23
1	LATUR	26761	20736	20756	20	77.6%	6005	97
2	AKOLA	20246	13929	13942	13	68.9%	6304	102
3	AURANGABAD	25616	17495	17507	12	68.3%	8109	131
4	CHANDRAPUR	35869	20248	20260	12	56.5%	15609	252
5	PARBHANI	18867	14430	14442	12	76.5%	4425	71
6	DHULE	20275	14202	14212	10	70.1%	6063	98
7	AMRAVATI	22867	15877	15886	9	69.5%	6981	113
8	BULDHANA	20925	15244	15251	7	72.9%	5674	92
9	JALNA	20076	13228	13235	7	65.9%	6841	110
10	WASHIM	11053	8393	8400	7	76.0%	2653	43
11	AHMEDNAGAR	34897	30182	30188	6	86.5%	4709	76
12	BHANDARA	16829	12960	12966	6	77.0%	3863	62
13	JALGAON	25805	19011	19017	6	73.7%	6788	109
14	NAGPUR	18741	9698	9704	6	51.8%	9037	146
15	YAVATMAL	30836	20427	20433	6	66.3%	10403	168
16	BEED	26176	17378	17383	5	66.4%	8793	142
17	HINGOLI	23068	11352	11357	5	49.2%	11711	189
18	NANDURBAR	16695	11195	11200	5	67.1%	5495	89
19	OSMANABAD	18379	11464	11469	5	62.4%	6910	111
20	WARDHA	13345	9662	9666	4	72.4%	3679	59
21	GADCHIROLI	16313	11975	11978	3	73.4%	4335	70
22	PALGHAR	11748	8568	8570	2	72.9%	3178	51
23	SOLAPUR	18495	15595	15597	2	84.3%	2898	47
24	SATARA	11513	9905	9906	1	86.0%	1607	26
25	GONDIA	13864	11131	11131	0	80.3%	2733	44
26	KOLHAPUR	12905	11061	11061	0	85.7%	1844	30
27	NANDED	22357	13722	13722	0	61.4%	8635	139
28	NASHIK	25415	19591	19591	0	77.1%	5824	94
29	PUNE	13242	10508	10508	0	79.4%	2734	44
30	RAIGAD	8834	5318	5318	0	60.2%	3516	57
31	RATNAGIRI	6690	6275	6275	0	93.8%	415	7
32	SANGLI	8604	7287	7287	0	84.7%	1317	21
33	SINDHUDURG	2110	2024	2024	0	95.9%	86	1
34	THANE	6205	4269	4269	0	68.8%	1936	31
	<b>Total</b>	<b>625621</b>	<b>444340</b>	<b>444511</b>	<b>171</b>	<b>71.1%</b>	<b>181110</b>	<b>2921</b>

राज्य योजना अपूर्ण घरकुले

Sr. No.	Division	रमाई आवास योजना	शबरी आवास योजना	आदीम आवास योजना	पारधी आवास योजना	व.च.मु.व योजना	पुण्यश्लोक अहिल्यादेवी होळकर घरकुल योजना	एकूण
1	KONKAN DIV.	996	7664	451	0	8	12	9131
2	PUNE DIV.	8846	1020	56	56	58	364	10400
3	NASHIK DIV.	11367	17079	25	123	122	163	28879
4	AMRAVATI DIV.	16369	11605	2158	190	1613	80	32015
5	NAGPUR DIV.	11022	22346	795	21	5051	21	39256
6	AURANGABAD DIV.	50534	9458	45	62	1028	302	61429
	<b>Total</b>	<b>99134</b>	<b>69172</b>	<b>3530</b>	<b>452</b>	<b>7880</b>	<b>942</b>	<b>181110</b>

Sr. No.	District	रमाई आवास योजना	शबरी आवास योजना	आदीम आवास योजना	पारधी आवास योजना	व.च.मु.व योजना	पुण्यश्लोक अहिल्यादेवी होळकर घरकुल योजना	एकूण
1	SINDHUDURG	85	1	0	0	0	0	86
2	RATNAGIRI	382	21	4	0	8	0	415
3	AHMEDNAGAR	2546	2127	0	16	20	0	4709
4	SATARA	1545	33	0	0	29	0	1607
5	KOLHAPUR	1450	12	0	0	18	364	1844
6	SANGLI	1306	7	0	4	0	0	1317
7	SOLAPUR	2805	74	0	8	11	0	2898
8	GONDIA	1342	1391	0	0	0	0	2733
9	PUNE	1740	894	56	44	0	0	2734
10	LATUR	5879	126	0	0	0	0	6005
11	NASHIK	2473	3297	25	29	0	0	5824
12	BHANDARA	1483	1160	0	0	1199	21	3863
13	PARBHANI	3036	940	0	0	247	202	4425
14	WASHIM	1728	922	0	2	0	1	2653
15	JALGAON	3221	3339	0	65	0	163	6788
16	GADCHIROLI	1319	2731	285	0	0	0	4335
17	PALGHAR	65	3001	112	0	0	0	3178
18	BULDHANA	4628	950	0	17	0	79	5674
19	WARDHA	1490	1945	243	1	0	0	3679
20	DHULE	2164	3784	0	13	102	0	6063
21	AMRAVATI	3272	3563	0	28	118	0	6981
22	AKOLA	4516	1761	0	27	0	0	6304
23	THANE	240	1508	188	0	0	0	1936
24	AURANGABAD	6782	1320	0	7	0	0	8109
25	NANDURBAR	963	4532	0	0	0	0	5495
26	BEED	8324	461	0	8	0	0	8793
27	YAVATMAL	2225	4409	2158	116	1495	0	10403
28	JALNA	6023	75	0	6	637	100	6841
29	OSMANABAD	6580	145	0	41	144	0	6910
30	NANDED	8163	427	45	0	0	0	8635
31	RAIGAD	224	3133	147	0	0	12	3516
32	CHANDRAPUR	4569	6914	267	14	3845	0	15609
33	NAGPUR	819	8205	0	6	7	0	9037
34	HINGOLI	5747	5964	0	0	0	0	11711
	<b>Total</b>	<b>99134</b>	<b>69172</b>	<b>3530</b>	<b>452</b>	<b>7880</b>	<b>942</b>	<b>181110</b>



प्रधानमंत्री आवास योजना ग्रामीण - हप्ते वितरण

Sr. No.	Division	1st Installment (Daily Achivement)	1st Installment Remaining	2nd Installment (Daily Achivement)	2nd Installment Remaining	3rd Installment (Daily Achivement)	3rd Installment Remaining
1	AURANGABAD DIV.	24	11197	50	41614	146	20603
2	NASHIK DIV.	3	5937	64	31368	87	18334
3	AMRAVATI DIV.	22	18716	29	25374	38	11490
4	NAGPUR DIV.	10	3511	18	17325	37	7766
5	PUNE DIV.	4	3160	20	12749	23	5202
6	KONKAN DIV.	0	147	1	2612	2	1832
<b>Total</b>		<b>63</b>	<b>42668</b>	<b>182</b>	<b>131042</b>	<b>333</b>	<b>65227</b>

Sr. No.	District	1st Installment (Daily Achivement)	1st Installment Remaining	2nd Installment (Daily Achivement)	2nd Installment Remaining	3rd Installment (Daily Achivement)	3rd Installment Remaining
1	JALGAON	0	2205	25	10761	54	3385
2	BEED	20	1280	2	6454	51	3739
3	NANDED	0	1174	30	15564	40	5327
4	BULDHANA	0	7023	21	4434	11	2593
5	NASHIK	2	383	19	4832	10	2876
6	SOLAPUR	2	2042	12	5635	17	2029
7	DHULE	0	185	14	5618	13	3177
8	AURANGABAD	0	1852	6	4433	20	1937
9	YAVATMAL	4	1386	0	6621	21	3336
10	OSMANABAD	0	1391	3	2446	20	2516
11	AKOLA	15	1792	3	4334	0	1610
12	GONDIA	2	752	9	2992	7	1754
13	JALNA	3	1541	6	3064	7	2336
14	GADCHIROLI	0	202	3	2032	12	1642
15	AMRAVATI	3	7370	5	7426	6	2436
16	NAGPUR	6	835	2	2715	5	962
17	NANDURBAR	0	736	6	7108	7	7028
18	KOLHAPUR	1	203	7	1843	4	762
19	PARBHANI	1	360	3	4066	8	2047
20	CHANDRAPUR	0	821	2	3582	6	1524
21	BHANDARA	0	554	2	4797	5	1320
22	AHMEDNAGAR	1	2428	0	3049	3	1868
23	WARDHA	2	347	0	1207	2	564
24	SATARA	0	108	1	558	1	498
25	SINDHUDURG	0	2	0	135	2	100
26	PALGHAR	0	50	1	1358	0	938
27	PUNE	1	663	0	2119	0	807
28	SANGLI	0	144	0	2594	1	1106
29	HINGOLI	0	1692	0	2511	0	1199
30	LATUR	0	1907	0	3076	0	1502
31	RAIGAD	0	13	0	431	0	307
32	RATNAGIRI	0	47	0	260	0	217
33	THANE	0	35	0	428	0	270
34	WASHIM	0	1145	0	2559	0	1515
<b>Total</b>		<b>63</b>	<b>42668</b>	<b>182</b>	<b>131042</b>	<b>333</b>	<b>65227</b>

राज्यपुरस्कृत आवास योजना ग्रामीण - हप्ते वितरण

Sr. No.	Division	1st Installment (Daily Achievement)	1st Installment Remaining	2nd Installment (Daily Achievement)	2nd Installment Remaining	3rd Installment (Daily Achievement)	3rd Installment Remaining
1	AURANGABAD DIV.	89	13177	318	29486	345	12875
2	NASHIK DIV.	78	5585	81	12445	105	5530
3	NAGPUR DIV.	137	11172	36	19097	39	4131
4	AMRAVATI DIV.	47	5312	78	15945	61	4897
5	PUNE DIV.	80	1912	27	4840	21	1708
6	KONKAN DIV.	1	2786	1	3269	2	1248
	<b>Total</b>	<b>432</b>	<b>39944</b>	<b>541</b>	<b>85082</b>	<b>573</b>	<b>30389</b>

Sr. No.	District	1st Installment (Daily Achievement)	1st Installment Remaining	2nd Installment (Daily Achievement)	2nd Installment Remaining	3rd Installment (Daily Achievement)	3rd Installment Remaining
1	BEED	35	1152	78	3701	114	2719
2	AHMEDNAGAR	57	337	47	2866	39	1197
3	HINGOLI	8	2848	79	6479	53	1600
4	NANDED	17	2071	55	5186	45	1523
5	AKOLA	4	633	58	3644	38	978
6	AURANGABAD	7	1690	34	3258	45	1643
7	CHANDRAPUR	49	2927	13	9361	17	1626
8	GADCHIROLI	47	657	14	1677	13	1008
9	SATARA	54	262	18	901	1	202
10	JALNA	16	1363	24	2305	26	1751
11	LATUR	3	911	28	2660	35	1511
12	JALGAON	6	840	18	3489	24	1442
13	WARDHA	37	2021	3	1090	0	249
14	WASHIM	31	439	1	1478	4	632
15	OSMANABAD	3	2216	16	3356	15	1226
16	NANDURBAR	14	2483	3	839	14	807
17	PUNE	26	368	0	1105	2	463
18	DHULE	1	371	7	3065	19	1210
19	AMRAVATI	3	1241	11	3892	12	793
20	KOLHAPUR	0	517	6	928	11	239
21	PARBHANI	0	926	4	2541	12	902
22	NASHIK	0	1554	6	2186	9	874
23	BULDHANA	0	904	6	1709	6	1012
24	YAVATMAL	9	2095	2	5222	1	1482
25	GONDIA	0	426	5	1317	3	543
26	SOLAPUR	0	544	3	1320	4	545
27	NAGPUR	4	4576	0	3644	2	362
28	BHANDARA	0	565	1	2008	4	343
29	SANGLI	0	221	0	586	3	259
30	PALGHAR	1	80	0	1642	1	557
31	RAIGAD	0	1648	1	957	0	451
32	THANE	0	1014	0	503	1	149
33	RATNAGIRI	0	42	0	113	0	78
34	SINDHUDURG	0	2	0	54	0	13
	<b>Total</b>	<b>432</b>	<b>39944</b>	<b>541</b>	<b>85082</b>	<b>573</b>	<b>30389</b>

राज्य योजना: पहिला हप्ता प्रलंबीत

Sr. No.	Division	रमाई आवास योजना	शबरी आवास योजना	आदीम आवास योजना	पारधी आवास योजना	य.च.मु.व योजना	पुण्यश्लोक अहिल्यादेवी होळकर घरकुल योजना	एकूण
1	KONKAN DIV.	106	2653	27	0	0	0	2786
2	PUNE DIV.	1550	230	7	15	17	93	1912
3	NASHIK DIV.	552	4857	0	7	96	73	5585
4	AMRAVATI DIV.	1030	2681	210	19	1368	4	5312
5	NAGPUR DIV.	1520	7686	210	2	1753	1	11172
6	AURANGABAD DIV.	9477	2729	13	21	729	208	13177
	<b>Total</b>	<b>14235</b>	<b>20836</b>	<b>467</b>	<b>64</b>	<b>3963</b>	<b>379</b>	<b>39944</b>

Sr. No.	District	रमाई आवास योजना	शबरी आवास योजना	आदीम आवास योजना	पारधी आवास योजना	य.च.मु.व योजना	पुण्यश्लोक अहिल्यादेवी होळकर घरकुल योजना	एकूण
1	SINDHUDURG	2	0	0	0	0	0	2
2	RATNAGIRI	41	1	0	0	0	0	42
3	AHMEDNAGAR	129	186	0	2	20	0	337
4	SATARA	249	8	0	0	5	0	262
5	KOLHAPUR	412	10	0	0	2	93	517
6	SANGLI	217	4	0	0	0	0	221
7	SOLAPUR	524	9	0	1	10	0	544
8	GONDIA	198	228	0	0	0	0	426
9	PUNE	148	199	7	14	0	0	368
10	LATUR	895	16	0	0	0	0	911
11	NASHIK	78	1476	0	0	0	0	1554
12	BHANDARA	245	95	0	0	224	1	565
13	PARBHANI	204	390	0	0	130	202	926
14	WASHIM	156	283	0	0	0	0	439
15	JALGAON	283	479	0	5	0	73	840
16	GADCHIROLI	158	478	21	0	0	0	657
17	PALGHAR	2	75	3	0	0	0	80
18	BULDHANA	264	636	0	0	0	4	904
19	WARDHA	480	1401	140	0	0	0	2021
20	DHULE	47	248	0	0	76	0	371
21	AMRAVATI	298	921	0	3	19	0	1241
22	AKOLA	303	329	0	1	0	0	633
23	THANE	26	973	15	0	0	0	1014
24	AURANGABAD	1281	406	0	3	0	0	1690
25	NANDURBAR	15	2468	0	0	0	0	2483
26	BEED	1002	144	0	6	0	0	1152
27	YAVATMAL	9	512	210	15	1349	0	2095
28	JALNA	786	10	0	1	560	6	1363
29	OSMANABAD	2096	70	0	11	39	0	2216
30	NANDED	1958	100	13	0	0	0	2071
31	RAIGAD	35	1604	9	0	0	0	1648
32	CHANDRAPUR	362	986	49	1	1529	0	2927
33	NAGPUR	77	4498	0	1	0	0	4576
34	HINGOLI	1255	1593	0	0	0	0	2848
	<b>Total</b>	<b>14235</b>	<b>20836</b>	<b>467</b>	<b>64</b>	<b>3963</b>	<b>379</b>	<b>39944</b>